



## Main

|  |                                 |
|--|---------------------------------|
| Range of product                             | Harmony Relay                   |
| Series name                                  | Power                           |
| Product or component type                    | Plug-in relay                   |
| Device short name                            | RPM                             |
| Contacts type and composition                | 1 C/O                           |
| [Uc] control circuit voltage                 | 120 V AC                        |
| [Ithe] conventional enclosed thermal current | 15 A -40...131 °F (-40...55 °C) |
| Status LED                                   | With                            |
| Control type                                 | Lockable test button            |
| Utilisation coefficient                      | 20 %                            |

## Complementary

|  |   |
|--|---|
| Shape of pin                           | Flat  |
| [Ui] rated insulation voltage          | 250 V IEC<br>300 V CSA<br>300 V UL  |
| [Uimp] rated impulse withstand voltage | 4 kV 1.2/50 µs  |
| Contacts material                      | AgNi  |
| [Ie] rated operational current         | 15 A 277 V AC) UL<br>15 A 28 V DC) UL<br>15 A 250 V AC) NO IEC<br>15 A 28 V DC) NO IEC<br>7.5 A 250 V AC) NC IEC<br>7.5 A 28 V DC) NC IEC |
| Maximum switching voltage              | 250 V IEC   |
| Resistive load current                 | 15 A 250 V AC   |

\* Price is "List Price" and may be subject to a trade discount – check with your local distributor or retailer for actual price.

|                                  |  |
|----------------------------------|--|
|                                  | 15 A 28 V DC   |
| Maximum switching capacity       | 3750 VA<br>420 W   |
| Minimum switching capacity       | 170 mW 10 mA, 17 V   |
| Operating rate                   | <= 1200 cycles/hour under load<br><= 18000 cycles/hour no-load |
| Mechanical durability            | 10000000 cycles  |
| Electrical durability            | 100000 cycles resistive  |
| Average coil consumption in VA   | 1.6 60 Hz  |
| Drop-out voltage threshold       | >= 0.15 U <sub>c</sub> AC                                      |
| Operate time                     | 20 ms at nominal voltage                                       |
| Release time                     | 20 ms at nominal voltage                                       |
| Average coil resistance          | 4430 Ohm 68 °F (20 °C) +/- 15 %                                |
| Rated operational voltage limits | 96...132 V AC  |
| Protection category              | RT I   |
| Test levels                      | Level A  |
| Operating position               | Any position   |
| Pollution degree                 | 3  |
| Safety reliability data          | B10d = 100000  |
| Net Weight                       | 0.06 lb(US) (0.026 kg)   |
| Device presentation              | Complete product   |

## Environment

|                                       |   |
|---------------------------------------|---|
| Dielectric strength                   | 1500 V AC between contacts micro disconnection<br>2000 V AC between coil and contact reinforced     |
| Standards                             | CSA C22.2 No 14<br>EN/IEC 61810-1<br>UL 508   |
| Product certifications                | EAC<br>REACH<br>CSA<br>UL<br>RoHS   |
| Ambient air temperature for storage   | -40...185 °F (-40...85 °C)  |
| Ambient air temperature for operation | -40...131 °F (-40...55 °C)  |
| Vibration resistance                  | 3 gn +/- 1 mm 10...150 Hz)5 cycles in operation<br>5 gn +/- 1 mm 10...150 Hz)5 cycles not operating |
| Degree of protection (Housing only)   | IP40 EN/IEC 60529   |
| Shock resistance                      | 15 gn in operation<br>30 gn not operating   |

## Ordering and shipping details

|                       |                               |
|-----------------------|-------------------------------|
| Category              | 21127 - ZELIO ICE CUBE RELAYS |
| Discount Schedule     | CP2                           |
| GTIN                  | 00785901447795                |
| Nbr. of units in pkg. | 10                            |
| Package weight(Lbs)   | 0.05 lb(US) (0.02 kg)         |
| Returnability         | Yes                           |
| Country of origin     | CN                            |

## Packing Units

|                  |          |
|------------------|----------|
| Package 1 Height | 0.470 dm |
| Package 1 width  | 0.140 dm |
| Package 1 Length | 0.280 dm |

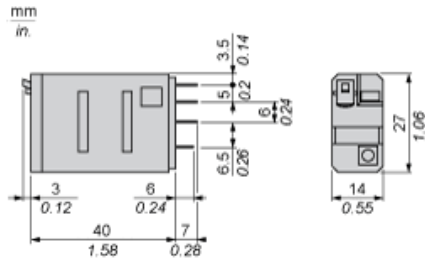
## Offer Sustainability

|                            |  |
|----------------------------|--|
| Sustainable offer status   | Green Premium product  |
| California proposition 65  | WARNING: This product can expose you to chemicals including: Nickel compounds, which is known to the State of California to cause cancer, and Di-isodecyl phthalate (DIDP), which is known to the State of California to cause birth defects or other reproductive harm. For more information go to <a href="http://www.P65Warnings.ca.gov">www.P65Warnings.ca.gov</a> |
| RECh Regulation            | <a href="#">RECh Declaration</a>   |
| RECh free of SVHC          | Yes  |
| EU RoHS Directive          | Pro-active compliance (Product out of EU RoHS legal scope)<br><a href="#">EU RoHS Declaration</a>  |
| Toxic heavy metal free     | Yes  |
| Mercury free               | Yes  |
| RoHS exemption information | <a href="#">Yes</a>  |
| China RoHS Regulation      | <a href="#">China RoHS declaration</a>   |
| Environmental Disclosure   | <a href="#">Product Environmental Profile</a>  |
| WEEE                       | The product must be disposed on European Union markets following specific waste collection and never end up in rubbish bins.   |

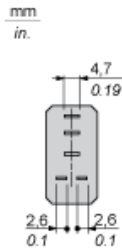
## Contractual warranty

|          |           |
|----------|-----------|
| Warranty | 18 months |
|----------|-----------|

Dimensions



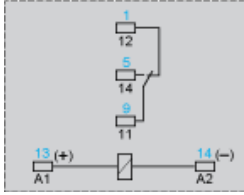
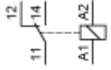
Pin Side View



---

Wiring Diagram

---

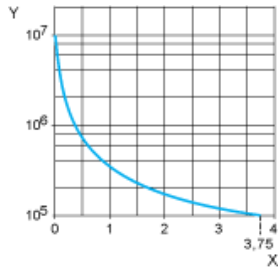


Symbols shown in blue correspond to Nema marking.

Electrical Durability of Contacts

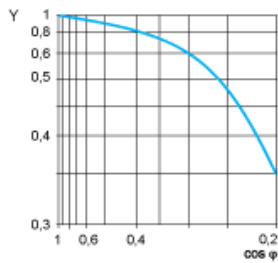
Durability (inductive load) = durability (resistive load) x reduction coefficient.

Resistive AC load



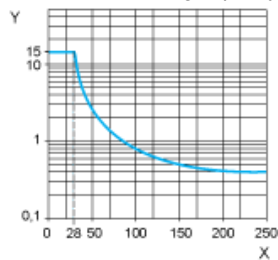
X Switching capacity (kVA)  
Y Durability (Number of operating cycles)

Reduction coefficient for inductive AC load (depending on power factor cos φ)



Y Reduction coefficient (A)

Maximum switching capacity on resistive DC load



X Voltage DC  
Y Current DC

Note : These are typical curves, actual durability depends on load, environment, duty cycle, etc.